

Handled by, department  
**Lars Andersson**  
Building Technology and Mechanics  
+46 33 16 52 29, lars.andersson@sp.se

ThyssenKrupp Hoesch Bausysteme  
Essener Strasse 59  
46047 Oberhausen  
Germany

## Testing of Garage Door Panels

### 1. Test object

Panels for residential sectional overhead doors. The tested panels are shown in the test results. The tests were performed in accordance with EN 13241-1.

Garage Door Type:	ThyssenKrupp Hoesch panels
Daylight width:	2500 mm
Daylight height:	2610 mm
Hardware:	FlexiForce Type RES 70 RES 200 RES X
Balancing system for 160 kg:	2 torsion springs 1 = 670 mm Di = 67 mm D = 6.5 mm

#### *Date of testing*

The testing was performed from 2004-11-01 to 2005-02-10. The doors were selected by the client without assistance from SP. The test result shown in this report refers only to the tested sample.

### 2. Testing

Following tests were performed: Resistance to wind load, determination of air permeability, determination of resistance to water penetration, dangerous substances, thermal resistance.

#### 2.1 Resistance to wind load

##### 2.1.1 Testing of fully assembled door

The size of the door was 2500 mm daylight width and 2610 mm daylight height. The door was fitted in the opening of an airtight chamber, with its exterior facing inwards towards the chamber and tested in accordance with *EN 12444 Resistance to wind load – testing and calculation*. Before the test steps were taken to eliminate air leakage in the door and its supporting construction. An inner air pressure was increased in steps in accordance with the different classes given in *EN 12424 Resistance to wind load – classification*. The air pressure was then increased until the door ruptured. The test was performed at ambient temperature.

#### SP Swedish National Testing and Research Institute

Postal address  
SP  
Box 857  
SE-501 15 Borås  
SWEDEN

Office location  
Västeråsen  
Brinellgatan 4  
Borås

Phone / Fax / E-mail  
+46 33 16 50 00  
+46 33 13 55 02  
info@sp.se

Laboratories are accredited by the Swedish Board for Accreditation and Conformity Assessment (SWEDAC) under the terms of Swedish legislation. This report may not be reproduced other than in full, except with the prior written approval of the issuing laboratory.



**2.1.2 Testing of door panels**

Door panels were subjected to four-point bending tests in accordance with *EN 12444 Resistance to wind load – testing and calculation*. The loading points were symmetrical positioned in the test set-up. The distance between the loading points was half of the distance between the points of support. The applied load was increased in steps in accordance with the different classes given in *prEN 12424 Resistance to wind load – classification*. After each step the deflection of the door panels was measured. The test was performed at ambient temperature.

**2.2 Determination of air permeability**

The door was fitted in the opening of an airtight chamber, with its exterior facing inwards towards the chamber and tested in accordance with *EN 12427 Air permeability – test method*.

**2.3 Resistance to water penetration**

The door was fitted in the opening of an airtight chamber, with its exterior facing inwards towards the chamber and tested in accordance with *EN 12489 Resistance to water penetration – test method*.

**2.4 Dangerous substances**

The different doors were examined in accordance with the requirements of the Construction Products Directive, CPD, (89/106/EEC). The interpretative Document Essential Requirements No 3 related to the CPD identifies aspects where hygiene, health and the environment may be concerned. Technical specifications are required to define release of pollutants to indoor air, outdoor air, soil and water, taking account of the concentration of pollutants in the products.

**2.5 Thermal resistance**

Calculation of the U-values of the door sections was performed using the FRAM 5.1 program. The tests were performed in heat-flow meter apparatus HFM2000 single specimen symmetrical configuration with double heat-flow meters.

**3 Test result**

**3.1 Resistance to wind load**

**3.1.1 Test of fully assembled door**

The inner pressure in the air chamber was increased in steps.

Door (panel) type	Width [m]	Height [m]	Wind load class	Maximum pressure [Pa]
ThyssenKrupp Hoesch	2.50	2.61	5	1300

**3.1.1.1 Measurement uncertainty wind load**

The total calculated measurement uncertainty is for the wind load < 1.5% and for the deformations < 1.5%. Reported uncertainty corresponds to an approximate 95 % confidence interval around the measured value. The interval has been calculated in accordance with GUM (The ISO guide to the expression of uncertainty in measurements), which is normally accomplished by quadratic addition of the actual standard uncertainties and multiplication of the resulting combined standard uncertainty by the coverage factor  $k=2$ .

**3.1.2 Bending test of door panels**

The door panels were subjected to four-point bending tests in accordance with *prEN 12444 Resistance to wind load – testing and calculation*. The panels were supported and the load was applied as shown in Figure 1. The loading points were symmetrical positioned in the test set-

up. The distance between the loading points was half of the distance between the points of support. The applied load was increased in steps in accordance with the different classes given in *prEN 12424 Resistance to wind load – classification*, 300, 450, 700 and 1000 Pa. After each step the deflection of the door panels was measured. The test was performed at ambient temperature.

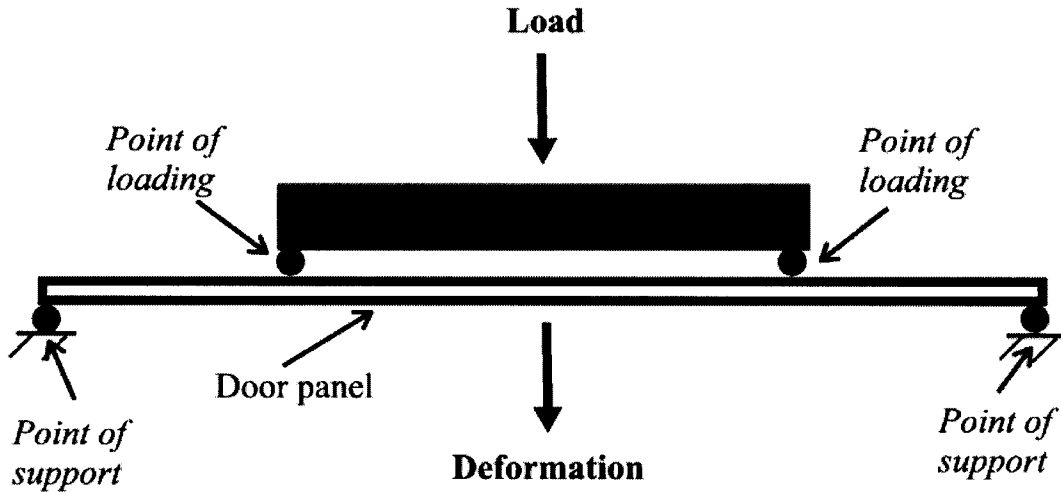


Figure 1 Schematic figure of test set-up

The test results are shown below and in figures 2 to 5 as wind load vs. displacement curves.

Panel test results of resistance to wind load

Door panel	Length [m]	Width [m]	Wind load class		Maximum pressure [Pa]	Remarks/Fracture
				[Pa]		
Thyssenkrupp Hoesch	2.54	0.49	5	3 724	5 120	BoP at the point of loading
Thyssenkrupp Hoesch Three windows	2.54	0.61	5	1 616	2 222	BoP at the point of loading
Thyssenkrupp Hoesch	5.00	0.49	3	932	1 282	BoP at the point of loading
Thyssenkrupp Hoesch Five windows 420*280	5.00	0.49	1	336	463	BoP at the centre window

BoP = Buckling of the panel

DoP = Delaminating of the panel

Figure 2 Wind load vs. displacement THYSSENKRUPP HOESCH  
2540x610 [mm] without windows is missing

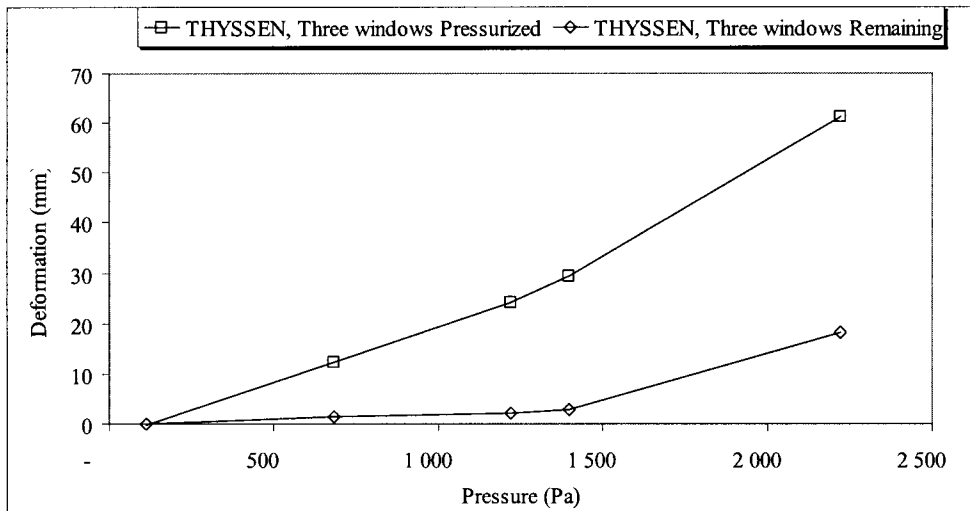


Figure 3 Wind load vs. displacement THYSSENKRUPP HOESCH 2540x610 [mm]

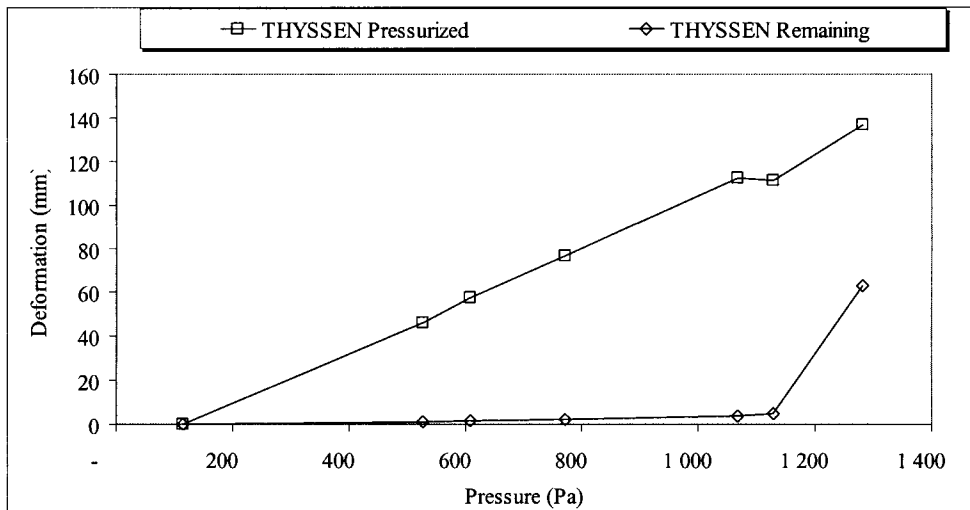


Figure 4 Wind load vs. displacement THYSSENKRUPP HOESCH 5000x490 [mm]

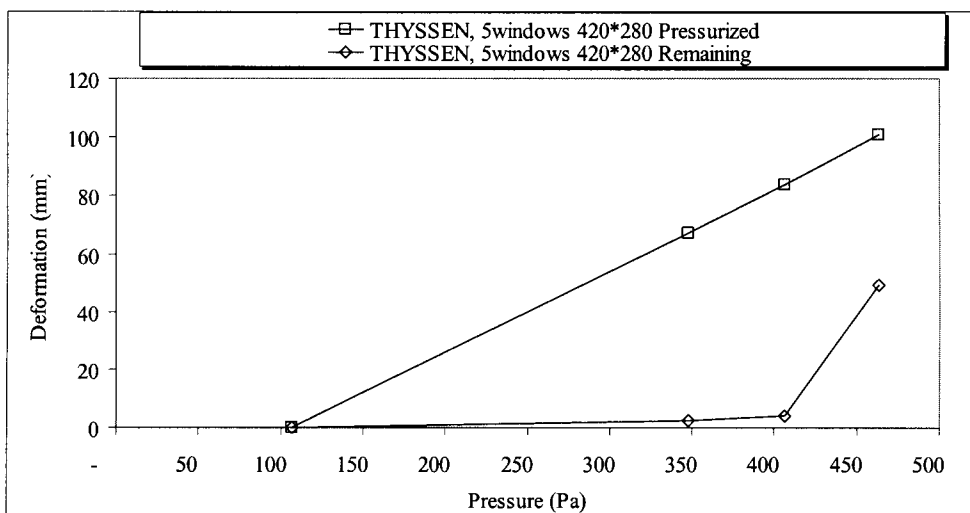


Figure 5 Wind load vs. displacement THYSSENKRUPP HOESCH 5000x490 [mm]



**3.1.2.1 Measurement uncertainty bend test**

The total calculated measurement uncertainty is for the wind load < 1.5% and for the deformations < 1.5%. Reported uncertainty corresponds to an approximate 95 % confidence interval around the measured value. The interval has been calculated in accordance with GUM (The ISO guide to the expression of uncertainty in measurements), which is normally accomplished by quadratic addition of the actual standard uncertainties and multiplication of the resulting combined standard uncertainty by the coverage factor  $k=2$ .

**3.2 Determination of air permeability**

Door type	Width [m]	Height [m]	Air permeability class
ThyssenKrupp Hoesch	2.50	2.61	3

**3.3 Resistance to water penetration**

Door type	Width [m]	Height [m]	Water penetration class
ThyssenKrupp Hoesch	2.50	2.61	3 (110 Pa)

**3.4 Dangerous substances**

Door components described in this report are made of material that complies with the Construction Products Directive (89/106/EEC).

**3.5 Thermal resistance**

Calculations with a garage door with width (W) = 2.50 m and height (H) 2.61 m;

	Thermal transmittance, W/(m <sup>2</sup> K)	
	without windows U <sub>door</sub> =	with four windows U <sub>door</sub> =
ThyssenKrupp Hoech	1.6	1.8
	with a pass door 0.85 x 2.40 m	

**SP Swedish National Testing and Research Institute**  
**Building Technology and Mechanics - Solid Mechanics and Structures**

  
 Erica Waller  
 Technical Manager

  
 Lars Andersson  
 Technical Officer